

2021 ANNUAL REPORT

Faith Diligence Love

SUNCOAST
CHRISTIAN COLLEGE



Introduction

There were many positive aspects to the 2021 school year, despite some challenges presented by the ongoing pandemic. There were numerous disruptions to normal operations due to lockdowns, limits on gatherings and social distancing rules, but we were pleased to see the return of most events and activities by 4th term. Staff, students, and parents continued to embrace the changes and challenges throughout those unpredictable times with spirit, flexibility and positivity.

School sector:

Independent

School's address:

7-13 Kiel Mountain Road, Woombye

Total enrolments:

878 at census date 6 August 2021

Year levels offered:

Pre-prep to Year 12

Co-educational or single sex:

Co-educational

Characteristics of the Student Body

Section of school	Number of students	Proportion of girls	Proportion of boys	Number of students with First Nations heritage
Little Learners	108	43%	57%	4
Primary (P-6)	354	47%	53%	6
Secondary (7-12)	524	54%	46%	19

Ethnicity and cultural backgrounds

Australia, America, Brazil, Canada, Caribbean, China, Dubai, England, Germany, Hong Kong, Ireland, Italy, Kenya, Korea, Malaysia, New Zealand, Nigeria, Russia, South Africa, Sri Lanka, Thailand, United Kingdom, Vietnam, Wales, Zimbabwe

Distinctive curriculum offerings:

Because Suncoast Christian College recognises the diversity of its population and that students are unique and, therefore, have different needs, a wide variety of opportunities exists. Our extensive curriculum offers a rich selection of academic subjects, as well as a wide range of vocational offerings.

We are committed to providing multiple pathways to future study and career possibilities and invite students to develop their interests and gifts through real and relevant experiences.

Some features that distinguish us as a College which considers the development of the whole child are:

- A Christ-centred Curriculum including daily devotions and weekly chapel services and Christian Studies lessons.
- Primary and Secondary Learning Support departments that caters for students from Prep to Year 12 with an emphasis on early intervention in a caring and supportive environment.
- Vocational pathways through a number of VET and applied subject offerings as well as School-Based traineeships.
- Dance is offered in Years 7 to 12.
- Certificate III in Music Industry is offered in Years 11-12.
- Certificate III in Christian Ministry is offered in Years 11-12.
- Specialist Art lessons occur for students in Years 2-6 and Italian in Years 1-6.
- Camps in many year levels that are aimed at developing students' personal, interpersonal and leadership skills.
- Career education aimed at ensuring a smooth transition from school to tertiary studies or the workplace.
- Extensive sporting programs.
- Local, regional and international missions and service programs.
- Visits by Japanese students into College family Homestays. These did not occur in 2021 due to COVID.
- Cultural programs for Aboriginal and Torres Strait Islander students and for the school community.

Extra-curricular activities:

Sporting Program

During the year, both the Primary and Secondary Schools were involved in the SCISSA Competition (Sunshine Coast Independent Schools Sports Association). The College has its own Football Club competing in the Sunshine Coast Federation Competition, and Netball Club competing in the SCNA competition. Academies in Football, Netball and Basketball are offered.

Athletics, cross country and swimming carnivals were held in modified formats due to COVID-19 and all students from Years Prep - 10 were engaged in Physical Education classes. Rugby 7's, Touch, Football, Basketball, Volleyball and Netball teams also competed in external competitions.

Senior Sport sessions had a personal fitness focus for students not competing in SCISSA Competitions. Through these opportunities' students have participated in at least 2 hours' physical activity per week while being encouraged to keep physically active and adopt healthy lifestyles.

Cultural Program

The Primary School presents Spotlight each year, which showcases the talents of students in performance including music, drama, choirs and dance. The Secondary Creative Arts Department produces a biennial musical and a variety show in the intervening year, called On Stage, which was held in 2021.

We were fortunate to hold the biennial College Festival in Term 3, which is an evening of fun and entertainment for the whole family with the purpose of community building. Arts on Twilight alternates with the Festival and is primarily a showcase for the P-12 Visual Arts. Retro Night occurs every year, which includes performances from Cert III music and Years 8, 9 and 10 music students.

Workforce Information (Staffing Information)

Workforce Composition	Teaching Staff	General Staff	Indigenous Staff
Headcounts	81	88	1
Full-time equivalents	71.6	53.4	0.7

Qualifications of Leadership and teachers

LEAD PASTORS

Mr Jonathan Gullo, BSocSc, DipMin, OM

Mrs Chloe Gullo, BBus(HR), BSocSc(Psych)

COLLEGE BOARD

Mr Andrew Ryan, B. E.(Civil); MBA; GAICD; CPEng; NPER(3); RPEQ; FIEAust; FIPWEA – Chair

Mr Mark Furler, BBus

Mr Jonathan Gullo, BSocSc, DipMin, OM

Ms Meloney Lee, B.Compt

Mr Deon List, BPharm, MBA

Mr Russell Madden, Assoc. Dip Business (Real Estate Valuation)

LEADERSHIP TEAM

Principal - Mr Gregory Mattiske, BA, GradDipEd

Deputy Principal – Mr Phillip Rockliff, BEd

Head of Primary – Ms Melanie Mitchell, BAppSc(PRM), GradDipEd

Deputy Head of Primary – Mrs Marion Trotter, BSocSc, GradDipEd(Prim)

Director of Student Development – Mr Garth Reid, BMin, GradDipEd, DipChristianMin, DipJ, CertIVTAE

Director of Studies – Mrs Lyndall Waters, BEd(Sec)

Director of Teaching & Learning – Ms Haley Whitfield, BMS, GradDipTeach, MEd(Research)

Business Manager – Mr Moses Faleafa, BBus | CPA | CTA

P-12 INSTRUCTIONAL DESIGNER, DIGITAL TECHNOLOGIES

Mr Adam King, MEd, GradCertProfLearning, BEd, BTeach

HEAD OF ARTS

Mrs Tanya Holthausen, DipEd

HEAD OF ENGLISH

Mrs Rosemarie Blakeston, BA, GradDipEd

HEAD OF HEALTH & PHYSICAL EDUCATION

Mr Trent Raddatz, BEd, CertIII Fitness

HEAD OF HUMANITIES

Mrs Emily Hynes, BA; GradDipEd

HEAD OF MATHEMATICS

Dr Richard Mann, PhD, BSc(Hons), GradDipEd

HEAD OF SCIENCE

Dr Helen White, BVSc(Hon), GradDipBiotech, DipEd, BSc, CertYthMin

HEAD OF SPORT (P-12 SPORT COORDINATOR)

Mr Mark Lester, BEd, DipChristianMin

HEAD OF TECHNOLOGIES

Mr Jonathan Burnett, BPopMus, GradDipEd, CertIVTAE

COLLEGE CHAPLAINS

Ps Steven Lawrance

Ps Mel Wolter, BN, CertIV Pastoral Care

LEARNING SUPPORT COORDINATORS

Mrs Judith Bowden, DipT, CertIVTAE

Mrs Joanne Barrett, BA, GradDipEd, MEd, GradDipBibSt

VOICE & INSTRUMENTAL MUSIC PROGRAM – SUNARTS

Mr Kenneth Bowden, ATCL(Piano)BSZ98, CertIVTAE

LIBRARY MANAGER

Mrs Karen Fox, DipT(Prim), GradDip, BA(Ed)

SECONDARY YEAR LEVEL COORDINATORS

Mr Dirk Lategan, BSc, HDipEd

Mr Daniel Prinsloo, DipEd, DipEd

Mr Felix Sibarani, BInfo&CommTech(Business Systems), GradDipEd

Mrs Roslyn Styles, GradCertEdSt(EC), DipT, CertIII(Allied Hlth), CertIVTAE, CertIVHosp

Mrs Natasha Tomlins, BA, GradDipEd

Mr Lourens Warricker, HEd, FDipEd, BA(Ed)

SECONDARY TEACHERS

Mrs Jacki Best, BMus, BEd

Mrs Bindi Brien, GradDipEd, Dip(Biblical Studies), BArts, CertIVTAE

Mr Timothy Close, BSSc, GradDipEd

Mrs Tania Cox, BEd, DipT

Mrs Kathryn Crow, BSc(AdvSc), GradDipEd

Mr Kieran Eskdale, BEd

Mr Denis Fricot, MEd, BEd, DipT

Mrs Meagan Gamble, GradDip, BFineArts

Mrs Lauren Halson, BEd, BSc

Mr Peter Herbert, BAgricSc, BTheol

Mr Edward Howell, BScEnv; GradDipEd

Mrs Erica Imhoff, GradDipEd

Mrs Tayla James, BBehavSc(Psych), GrDipEd(Middle)

Miss Patricia Jar, GradDipEd, BPA

Ms Christine Jones, BEd, CertIVTAE

Mrs Jennifer Kingi, MEd, BEd, DipT, CertIVChrMin, CertIVTAE

Mrs Vicky Lester, BEd, DipBus, CertIVTAE

Mr Samuel McClean, MTeach, BMus, CertIIIMus

Miss Tiona McMenamin, GradDipL&T

Mr Andrew Riek, BEd

Mrs Amanda Rockliff, BEd

Mrs Maria Tanase, BEd, MSAppPhy, MSChem, BSChemPhy

Mrs Natalie Ukkola, MAppLing, BEd, BTeach, CertIVTESOL

PRIMARY TEACHERS

Mrs Nikita Barnett, BLearningMgt, DipChrMin

Mrs Lynette Bartlett, DipT(EC)

Mr Tim Bell-Turner, DipT

Mrs Kylie Brampton, DipT, GrDipSpecEd

Mrs Lynn Camilleri, BLearningMgt

Mr Dennis Clark, BEd, DipEd, CertDeafEd, CertIII IT

Mrs Naomi Clasohm, GradDipEd, BAEdTheatre, English(Hons)

Mrs Fiona Deighton, DipCouns(Chr), GradDipEd, BTeach

Miss Rebecca Forrest, BEd

Mrs Susan Gray, DipT

Mrs Amy Horton, BEd

Miss Deborah Johnson, BA, GradBEd, GradCert (Teaching second languages), MAppLing

Mrs Kym Lilley, BTeach, BEd

Mrs Katrina List, BEdSecPE

Mrs Julia Low, BEd

Mrs Andrea Naylor, BEd, DipT

Mrs Kate Noke, BA, BEd

Mrs Elizabeth Parry, BBus, BEd

Mrs Cassandra Perry, BLM(Prim), DipChrMin

Mrs Kayla Perugini, BSocSic, GradDipEd, MCouns

Mrs Robyn Reeves, BEd, MEd, CertSpecialEd, CertGifted&TalentedEd

Mrs Debra Rogers, DipT

Mrs Jessica Searle, BLearningMgt

Mrs Liana Simpson, BEd

Mrs Sandra Thornton, BLearningMgt

Mrs Linda Van der Hulst, BEd

Mrs Kirralee Waterhouse, MTeach, CertIIIBus

Qualification	Percentage of classroom teachers and school leaders at the school who hold this qualification
Doctorate or higher	1.2%
Masters	13.4%
Bachelor Degree	73.2%
Diploma	12.2%
Certificate	0%

Average staff attendance for the school, based on unplanned absences of sick and emergency leave periods of up to 5 days:

Number of Staff	Number of School Days	Total Days Staff Absences	Average Staff Attendance Rate
88	180	589.59	96.3%

Proportion of teaching staff retained from the previous year:

Number of permanent teaching staff at end of program year (Head Count)	Number of these staff retained in the following year	% Retention rate
82	78	95.12%

Expenditure on and teacher participation in professional development

Description of PD Activity	Number of teachers
Annual Goal Setting	71
Annual Compulsory Child Protection training	71
Annual Compulsory Fire Safety training	71
Annual Compulsory First Aid training	71
Graham Kell – Well Being	71
QCAA Senior Curriculum Endorsement, Confirmation, Exam Marker Training	7
QCAA Senior Curriculum Subject Webinars	20
Powerful Partnerships – Effective Pedagogy	4
Powerful Partnerships – Conflict to Collaboration	2
Powerful Partnerships – Early Career Teacher	4
ISQ Training & School-based Research Projects – Spiral of Inquiry	4
ISQ Training & School-based Research Projects – Learning Support Models	2
Primary Teachers & Teacher Assistants – Get Reading Right	21
Primary Teachers & Teacher Assistants – Writers Workshops	6
Primary Teachers & Teacher Assistants – Guided Reading Workshops	21
Technologies Department - Laser Cutter and 3D Printer Training	5
Technologies Department – RoboCoast	2
AIS Association of Independent Schools ICT Conference	3
Well-being Team - Law Sense Law for School Counsellors Certification	4
Well-being Team - Law Sense Consent in Schools Webinar	4
Christian Studies Department – The Rite Journey	6
Christian Studies Department – Strengths Top 5 Coaching Course	1
HPE Department - Certificate 3 and 4 in Fitness	3
HPE Department – Sunshine Coast HPE Leaders Guild	2
HPE Department – QLD Touch Football	3
English Department – Masterclass on Analysis	2
Math Department – Math Pathways Webinars and Workshops	12
Science Department – Biology IA3 Tips and Tricks Training	3
Science Department – Psychology Research Project	1
ACEL John Hattie – Maximising Learning and Impact	1

Total Number of Teachers	Total expenditure on teacher PD (as recorded in Financial Questionnaire) - includes salary for teacher release	Average expenditure on PD per teacher
77	\$328,474	\$4266

The total funds expended on teacher professional development in 2021 were \$328,474 including salary for teacher release and Start Up and PD weeks. The major professional development initiatives were as follows: SEQTA, QCAA, New Senior Curriculum and Primary Literacy. The participation of teaching staff in professional development activities during 2021 was 100%.

Funding Information

Information about the sources of school funding for the College can be found on the *My School* website <http://www.myschool.edu.au/>

The Social Climate of the school:

Suncoast Christian College exists to provide Christ-centred education that promotes life-long learning, develops excellence and Christian character, and fosters social responsibility.

All teaching and activities undertaken during have been developed from the College's Christian world view which is supported by our Christian Studies Curriculum, Chapel activities, School Chaplains and the covering of Suncoast Christian Church, headed by the Lead Pastors.

Parental involvement:

As the partnership between the College and home is of paramount importance in attaining the best possible outcomes for our students across academic, physical and spiritual life, we continued to actively promote open channels of communication. This is facilitated by communication via email and SEQTA (the student learning portal), student diaries and the publication of the Secondary School student assessment calendars.

Suncoast eNews keeps families up to date with College life and is produced and emailed to families fortnightly.

Parents can be involved with their children's learning and assessment through the SEQTA Engage portal which provides access to a wide variety resources about their child's learning program, assessment tasks and feedback on their progress.

The Parent Handbook is available online and provides pertinent information in one publication for ease of reference throughout the College year.

Valued Volunteers Program

Approximately 40 people indicated that they wished to be a part of our Valued Volunteers program during the year. Although the vast majority of volunteers were parents of students, they also included a small number of grandparents and other persons not directly connected to the College body. Volunteers were asked to nominate any areas of interest from the following: in-class assistance, Support-A-Reader, College Café, administration work, maintenance, Home Economics, sports, Uniform Shop, Community Garden, assisting in the Library, and class Parent Reps, as well as nominating their availability of days. This database allowed ease of locating volunteers to meet specific needs as required.

Due to COVID-19 and not being able to have parents on campus for most of the year, the number of hours volunteered was significantly reduced.

Parent Representatives

Parent Reps continued to assist in maintaining strong links between the College and families. They were instrumental in acting as a liaison between parents and welcomed many new families to the College.

Parent Reps were involved in:

- supporting their child's teacher;
- acting as the link between teacher and parents;
- coordinating social activities for their classes' parents/families;
- assisting in gathering volunteers for activities such as excursions, and
- being part of the induction process for new families.

Seminars

As is our custom, a parent Seminar was conducted in Term 1 in relation to cyber-safety, the College filtering software and parenting in the digital age.

Parents and Friends Association

The P&F Association chiefly operates to facilitate opportunities for parents and friends of the College to be involved in enriching the College Community.

While many will be aware of the fundraising activities of the P&F, monthly meetings also provide an opportunity for information on future developments and educational initiatives within the College to be shared with the parent body. Monthly meetings are held in the Taylor Centre every second Monday of the month at 2:15pm.

Fundraising opportunities were limited in 2021 due to COVID lockdowns and restrictions on gatherings, but we were glad to hold the annual Mother's Day stall and Fathers' Day stall. In 2021 the P&F donated money to purchase interactive televisions for the entire Secondary School and also contributed \$10K towards the Drug Arm Eyes and Arms Wide Open bespoke program, a program to develop a drug education program for Year 8 students, their parents, and teachers.

Parent, staff and student perceptions of the College

The College has continued to develop ongoing mechanisms for monitoring and evaluating parental satisfaction. Feedback was monitored through student diary communication, emails, letters, phone calls, new student feedback questionnaires and comments during parent teacher interviews. Departure surveys also provided helpful feedback.

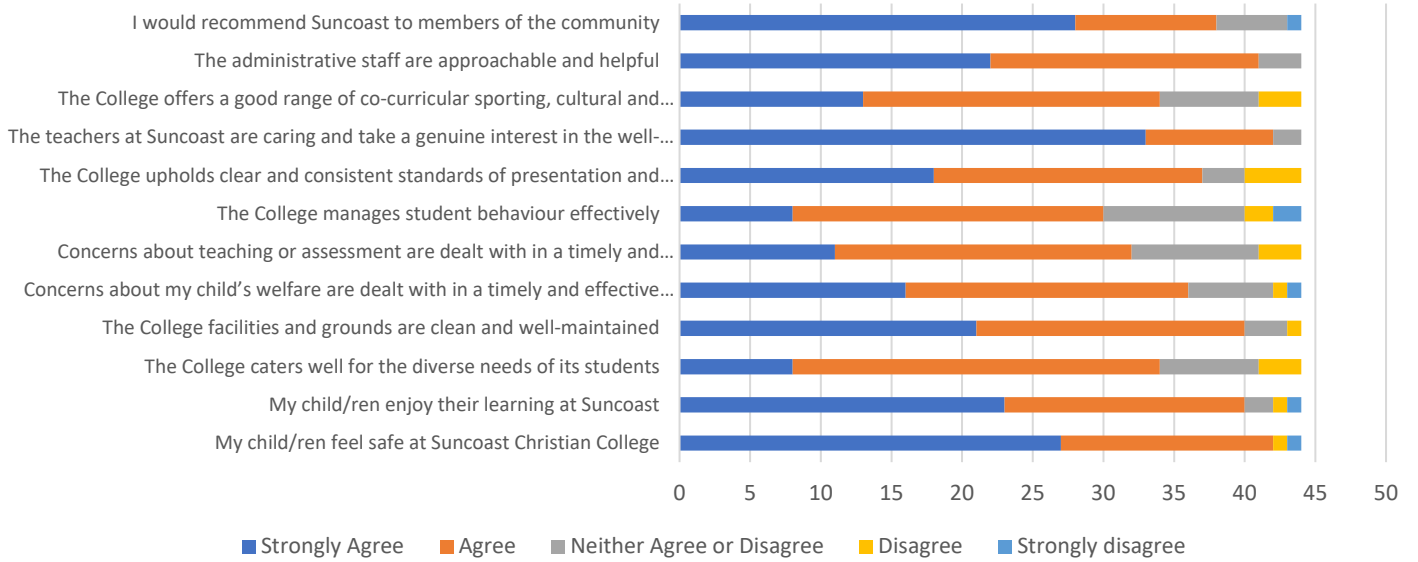
A survey is always conducted with new families approximately 6 weeks after enrolment has commenced. Student satisfaction surveys were conducted by all teachers from Years 4-12 during Terms 1 and 3 of 2021. The results were used to inform continuous improvement strategies in the College.

The following are the most recent results obtained from the Parent Satisfaction Survey conducted by the College in 2020. Overall, the results are a very strong affirmation of our values and programs and are invaluable in identifying areas for development. Parent Satisfaction Surveys are carried out biennially, where the next survey will be conducted in 2022.

Parent Perception Survey Results 2020

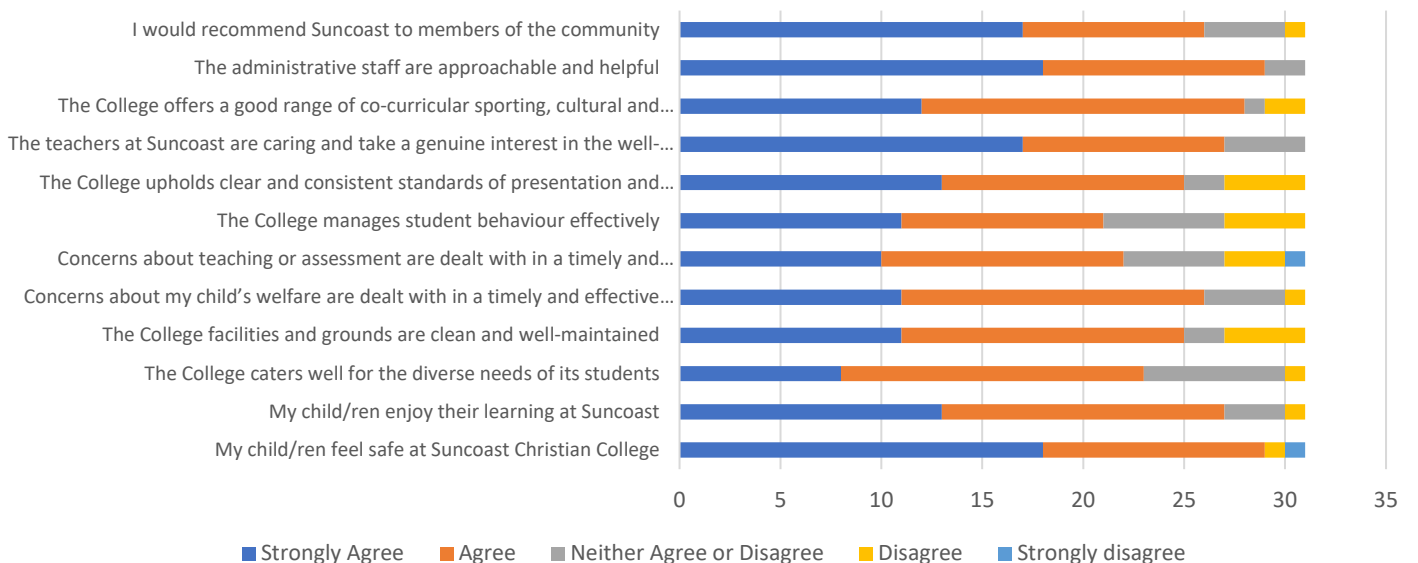
JUNIOR PRIMARY

Parent Perception Survey 2020 - Junior Primary



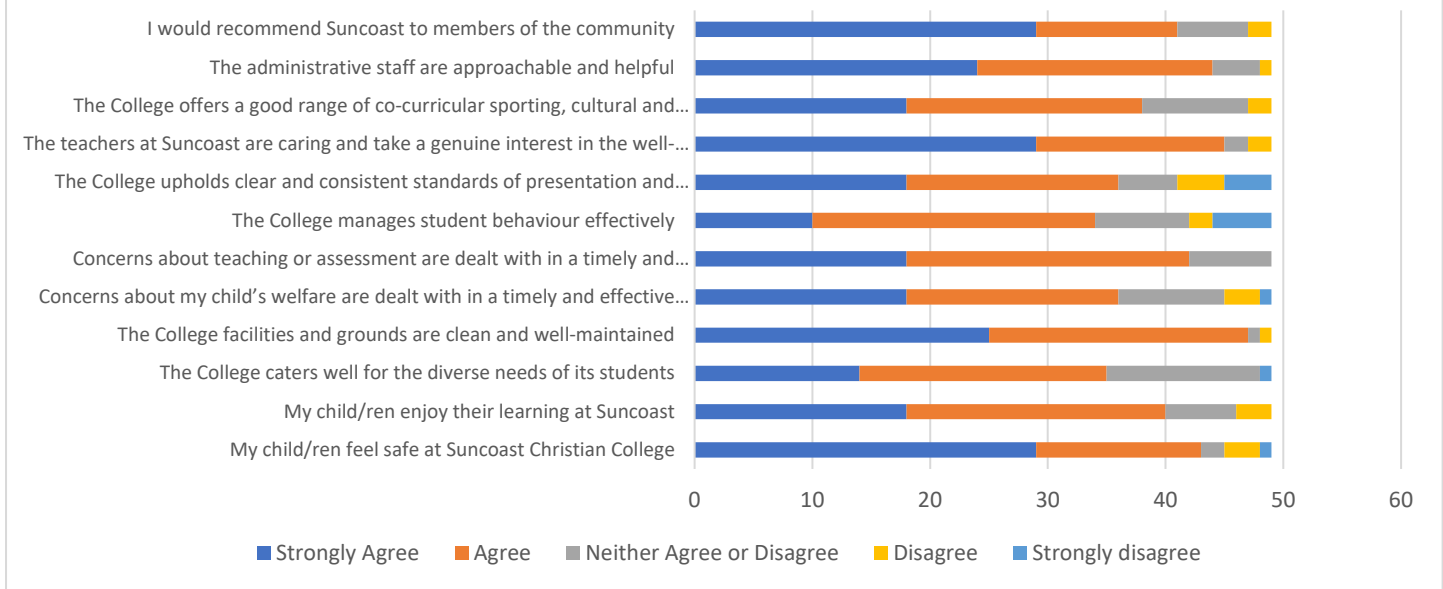
UPPER PRIMARY

Parent Perception Survey 2020 - Upper Primary



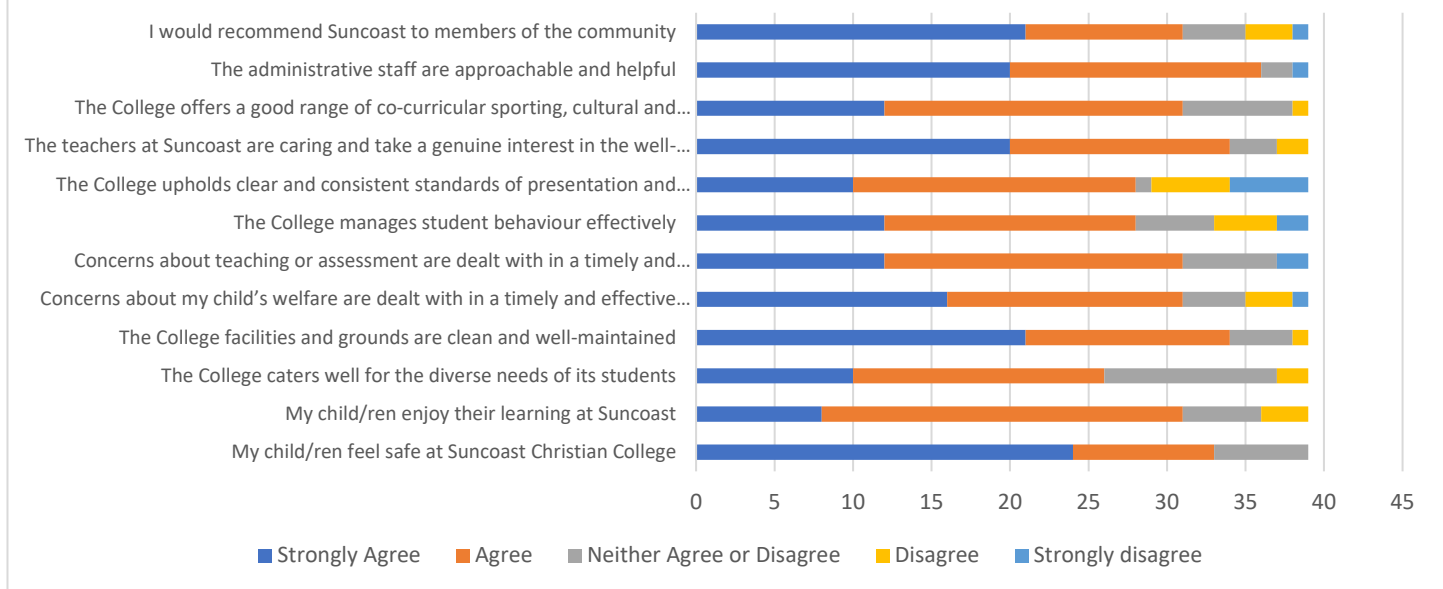
MIDDLE YEARS

Parent Perception Survey 2020 - Middle Years

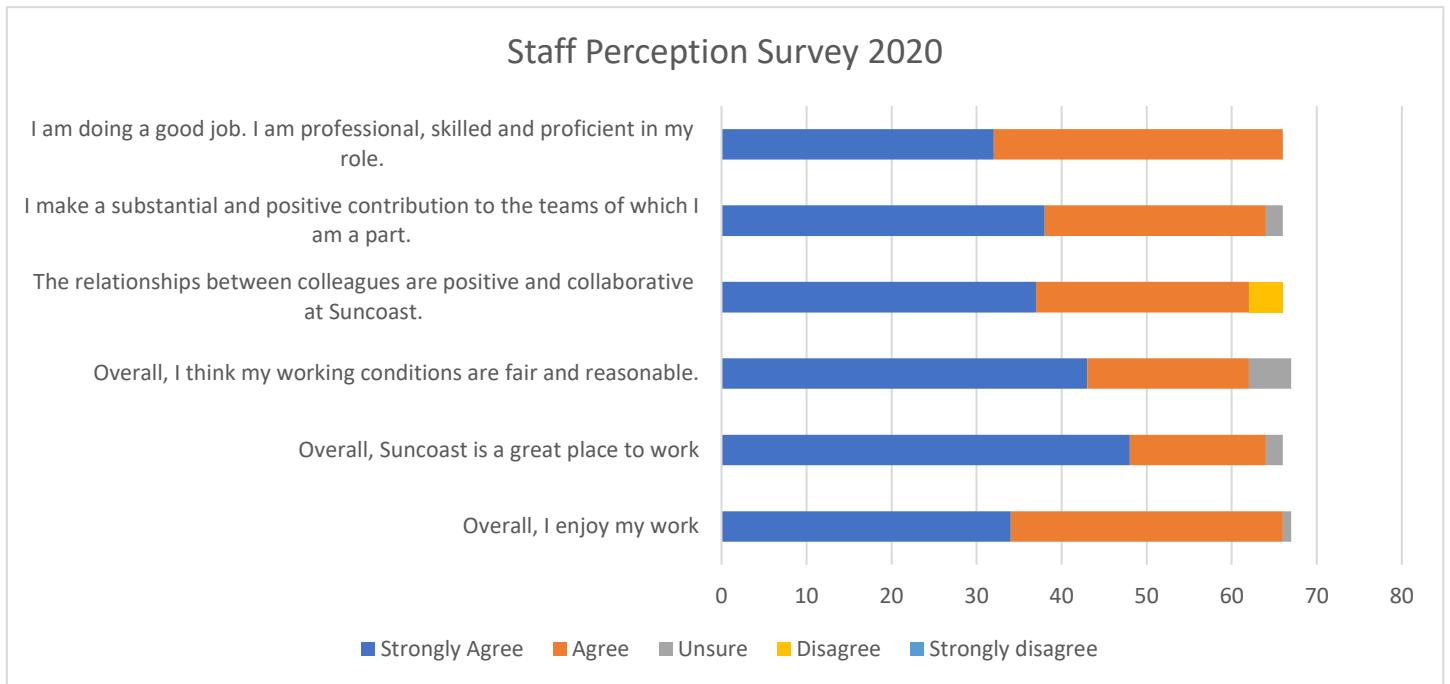


SENIOR YEARS

Parent Perception Survey 2020 - Senior Years



Staff Perception Survey Results 2020



Average student attendance rate for each year level (%):

P	Y1	Y2	Y3	Y4	Y5	Y6	Y7	Y8	Y9	Y10	Y11	Y12
90.89	92.03	91.18	90.45	92.19	90.89	90.91	91.29	87.90	87.08	85.36	86.89	83.97

The average student attendance rate for the whole school in 2021 was 88.84%.

Attendance is managed by roll taking procedures. For students, absent without explanation, an SMS is sent to the parent notifying them of this.

NAPLAN results for Years 3, 5 and 7 and 9 in 2021

Information about the College's Naplan results can be found on the My School website - <http://www.myschool.edu.au/>.

Year 12 Outcomes:

Outcomes for our Year 12 cohort 2021

Number of students awarded a Senior Education Profile	82
Number of students awarded a Queensland Certificate of Individual Achievement	0
Number of students who are completing or completed a School-based Apprenticeship or Traineeship (SAT)	6
Number of students awarded one or more Vocational Education and Training (VET) qualifications	34
Number of students awarded a Queensland Certificate of Education at the end of Year 12	75
Percentage of Year 12 students who are completing or completed a SAT or were awarded one or more of the following: QCE, IBD, VET qualification	92%
Percentage of Queensland Tertiary Admissions Centre (QTAC) applicants receiving a tertiary offer	94%

Next Step 2022 Post-School Destinations

Suncoast Christian College



This is a summary of the post-school destinations of students from Suncoast Christian College who completed Year 12 and gained a Senior Statement in 2021. The results are from the *Year 12 Completers Survey*, which is conducted approximately six months after students completed Year 12.



For more information about the survey visit the *Next Step* website www.qld.gov.au/nextstep. Regional and statewide reports will be available from October 2022.



65.1% response rate

54 out of 83 Year 12 completers from this school responded to the 2022 survey. Results may not be representative of all Year 12 completers at this school.

Post-school destinations



In 2022, 98.1% of Year 12 completers from Suncoast Christian College were engaged in education, training or employment in the year after they completed school.



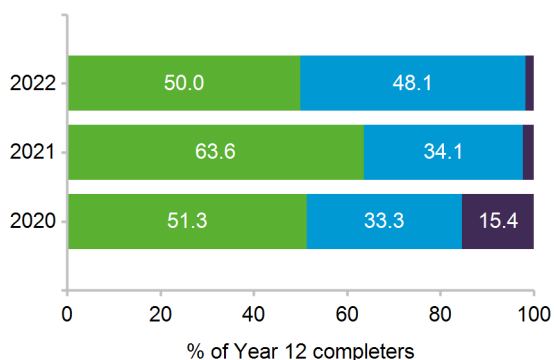
Of the 54 respondents, 50.0% continued in some recognised form of education and training. The most common study destination was bachelor degree.



A further 48.1% transitioned directly into paid employment and no further study.

All Year 12 completers were assigned to a *main destination*. Respondents who were both studying and working are reported as being in education or training, including apprentices and trainees.

Engagement over time



■ Education or training
■ Employment only
■ Not in education, employment or training

Main Destination in 2022

